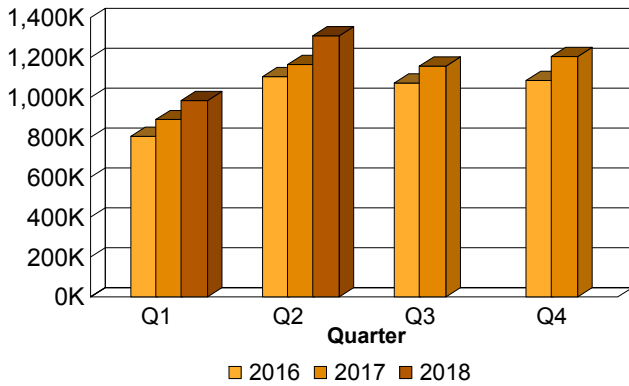


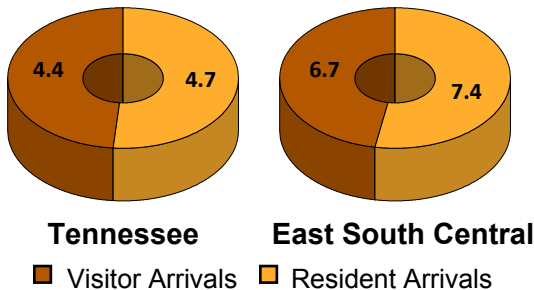
**QUARTER 2, 2018  
TENNESSEE DOMESTIC AIR TRAVEL SUMMARY**

**Visitor Arrivals to Tennessee by Quarter**

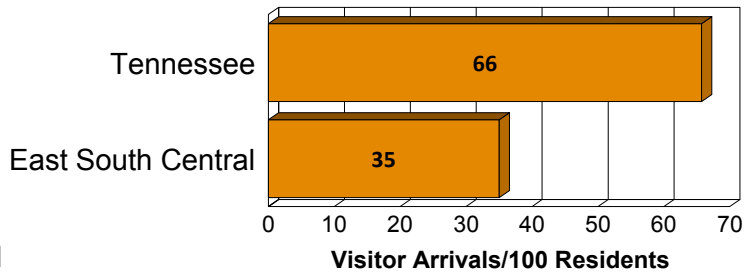


Passenger air travel represents an important source of visitation to most states and metropolitan areas. Visitors that travel by air tend to stay longer at their destination and spend more than other travelers. The summary of air travel data shown here provides an overview of the trends, seasonality and the relative importance of air travel. The specific origins where trips were initiated, competitive destinations and market penetration rates can be the focus of more detailed analyses.

**U.S. Domestic Air Arrivals to Tennessee and East South Central Census Division, 2017 (Millions)**



**Visitor Arrivals per 100 residents Tennessee and East South Central Census Division, 2017**



*The East South Central Division includes the states of Alabama, Kentucky, Mississippi and Tennessee.*

Findings are based on the Origin and Destination Survey of the U.S. Department of Transportation. This survey represents a 10 percent sample of the ticket itineraries of domestic passenger flights of U.S. air carriers.

More detailed analyses, including states and metropolitan areas, are available from Dean Runyan Associates, Inc.

**Tennessee, East South Central Census Division and U.S. Visitor Arrivals, Year 2000 = 100**

